

Don't make it easy for burglars

The last thing any burglar wants is to find the house occupied. Most burglars will make themselves familiar with your routine before attempting to break in. Early to mid-afternoon is the favourite time for break-ins; night-time burglaries are comparatively rare.

Don't leave keys in the lock or on view, especially not lying around in the hall where they could be reached with an implement inserted through the letterbox.

Burglars like to get in and out as quickly as possible; anything that delays them, such as locks and bolts, will be a deterrent. They will also be put off by alarms and barking dogs.

Once inside the house, they will look for jewellery, and electronic and camera equipment. If you surprise a burglar, never confront him – just let them go. Don't risk your personal safety for the sake of a few possessions.

Taking sensible precautions

When you are going on holiday there are various precautions you can take to make your home as safe as possible while you are away:

- Cancel milk and newspaper deliveries and ask the post office to hold mail for you.
- Make your home appear occupied when you are away (or out for the day). Buy timed light fittings that switch on and off automatically. Use timers to switch on radios.
- Driveway empty? It would be better to park a friend's or neighbour's car there.
- Portable valuables may be best transferred to your bank or safety deposit centre, or install your own safe.
- Tell neighbours that you are away.
- Ask a friend or neighbour to visit from time to time to change the appearance of the home, for instance by opening or closing curtains or fitting time-switches to different lamps.
- Don't leave any tools or equipment lying around that might be useful for breaking and entering, particularly a ladder. Lock away all tools and chain a ladder to a wall fixing.

YOU CAN DO IT

Marking and cataloguing

Write your postcode on your possessions with a UV pen, make a note of the serial and model numbers of electrical and camera equipment and keep a photographic record of jewellery and other valuables.

Ideal for the job

Door locks

Mortice locks are the most secure type of lock you can fit to any door.



Alarms

The new generation of alarm systems are effective and easy to fit. Wirefree alarms are easier to install than wired alarms, but you will have to change the batteries from time to time. You can add as many PIR sensors or magnetic contact detectors as you wish to wirefree systems, while there are limits to the number of accessories that can be added to a wired system.



CCTV camera

CCTV is a proven deterrent to potential intruders. Micromark Home CCTV systems offer the option to automatically record the camera picture.



B&Q you can do it

Learn more about home security with the bestselling **you can do it – the complete B&Q step-by-step book of home improvement**. Only **£16.98**



Printed on 100% recycled fibre.



Please remember to recycle this leaflet when you have finished, you could even compost it as the leaflet has been printed using vegetable-based inks.

A summary of this leaflet can be made available in Braille, large print and audio cassette. Please ask for details or email us at diversity@b-and-q.co.uk

Every effort has been made to ensure that the instructions given in this leaflet are accurate and will enable you to do the job safely and successfully. Please follow instructions carefully and seek expert advice in the event of difficulty.

©2008 B&Q plc. Hampshire, SO53 3YX

All information correct at time of going to print.

HOWT0100



how to... make your home safe and secure

Deterring burglars

There are all sorts of inexpensive and easy-to-fit security devices that will significantly reduce the risk of your house being targeted by burglars. These, combined with sensible precautions, will make your home more difficult to break into and opportunistic burglars may move on to an easier target. Check the diagram overleaf and see how many deterrents your home already has and which ones you could easily put in place. Active community awareness and cooperation does reduce local crime. Consider joining or setting up a Neighbourhood Watch scheme. Consult your local Crime Prevention Officer via your local police station for further advice and information.

We all want to keep our homes, our families and our valuables safe from loss and harm. Fortunately there are easy ways to make your home more secure.

Alarm system

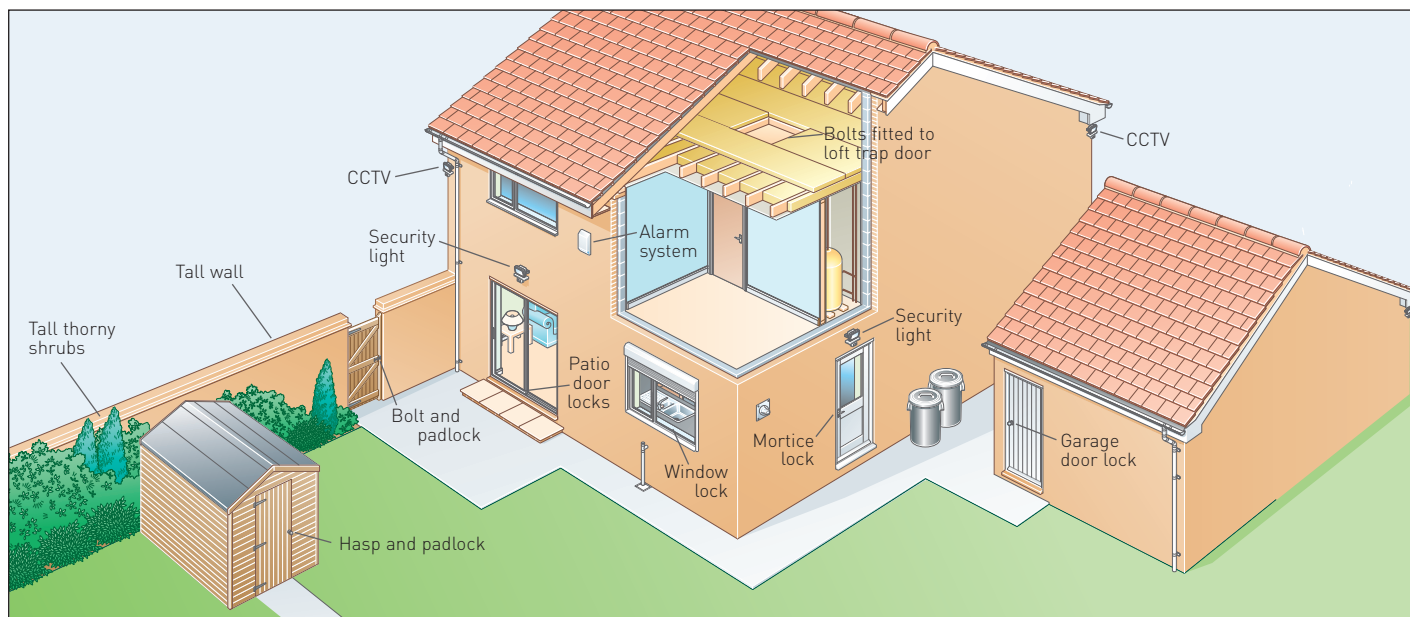
One of the most effective burglar deterrents is an alarm system, and there are several choices. Infrared movement detectors known as PIRs fitted high up in the corner of each room will activate the alarm if they sense a door opening or an intruder walking across the room. Magnetic contact detectors installed on doors or windows trigger the alarm if the magnetic plates are disturbed. Most alarm systems use a combination of these elements with an interior control panel and an exterior casing containing the bell or siren. Wirefree alarms are much easier to install than wired alarms (see *Ideal* for the job). All the components of wired alarms need to be linked and the control panel needs an electricity supply. It is possible to have both wired and wirefree alarms monitored by a security company, who will alert the police if they go off, and a wirefree alarm that calls you when triggered.

CCTV and intercoms

No criminal wants to be captured on camera, so CCTV cameras are an effective deterrent to intruders. An automatic system can be connected to your home video or DVD recorder. When the PIR sensors positioned around the perimeter of the property detect a visitor or intruder, the CCTV cameras are activated and begin recording. With a 2-way intercom, built-in speakers and microphones allow you to check who is at the gate or front door before you let them in.

Securing doors

A front door should be fitted with a mortice lock that carries the British Standard kite mark, rack bolts top and bottom, a viewer and door chain. Fit a light in the porch or by the front door. Back doors should be secured with mortice locks and bolts. If you live in an apartment, consider fitting an internal entrance door with bolting system that secures the door to the frame on all four sides. Check with your insurance company – they may stipulate that particular kinds of locks must be fitted on exterior doors.



Securing windows

Laminated glass and double glazing are difficult to break through quietly. Make sure your putty or glazing beads are in good order so that a pane of glass cannot be easily removed. Metal grilles and rolldown shutters are good, if conspicuous, deterrents.

Window locks

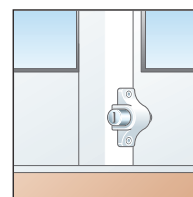
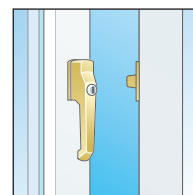
Fit window locks to all frames – particularly if they are easy to access. The type and positioning of suitable locks depends on the type of window.

French windows

Each closing door should be fitted with locking bolts top and bottom. Make certain that sliding doors cannot be sprung or lifted off their runners.

Skylights and attics

If you live in a terrace or semi-detached house with a common loft, you are at risk from burglars breaking in between houses and down through skylight windows or loft hatches. Fit bolts to your loft trap door and skylight locks.



Side gates

Secure a side gate with strong bolts and locks and make sure it is difficult to vault over.

Garages and outbuildings

Lock sheds securely with a robust hasp and padlock. Fit a shed alarm to protect valuable equipment.

Hedges and fences

Don't forget that if you create privacy with a tall hedge or fence, you also provide cover for a burglar. Plant thorny shrubs to deter unwanted visitors from climbing over fences.

SAFETY FIRST

Never open the door to unexpected visitors - check their identity using a door viewer, door chain or CCTV camera. You also want to keep your home safe and secure from fire. For advice about fire detection and fire fighting equipment see *How to...* PROTECT YOUR HOME FROM FIRE.

